

ENGLISH EDITION · WHITEPAPER – INVESTOR EDITION 3.0



The Future of Crypto Poker

THE NEXT-GENERATION GLOBAL CRYPTO HOLD'EM PLATFORM

Provably Fair · Blockchain-Powered · 420M+ Players Worldwide

Token Symbol	ICO Price	Total Supply	Coin Listing	Grand Open	Entity	License
\$XHD	\$15.00	50,000,000	SEP 1, 2026	DEC 1, 2026	BVI (UK)	CURAÇAO EGAMING

01

EXECUTIVE SUMMARY & MARKET OPPORTUNITY

Executive Summary · Market Opportunity

02

TOKEN ECONOMY & ALLOCATION

Token Economy · Token Allocation

03

VESTING SCHEDULE

36-Month Unlock Timeline

04

FUND ALLOCATION

ICO Proceeds Distribution

05

PROJECT ROADMAP

5-Phase Timeline

06

TECHNOLOGY, SECURITY & PROVABLY FAIR

BSC · Chainlink VRF · CertiK

07

TEAM, ADVISORS & PARTNERSHIPS

Core Team · Advisory Board · Partners

08

WHY X-HOLDEM?

Investment Thesis & Price Scenarios

09

LEGAL DISCLAIMER

Risk Disclosure · Regulatory Notice

10

REVENUE MODEL & FINANCIAL FORECAST

DAU Projections · Annual Revenue · 3-Scenario

11

VALUATION & INVESTMENT THESIS

Comparable Analysis · FDV · P/S Ratio

12

COMMUNITY & TOKEN VALUE MECHANISM

Whitelist · Buyback & Burn · Supply

EXECUTIVE SUMMARY & MARKET OPPORTUNITY

Paradigm Shift

We disrupt the opacity of centralized poker with blockchain. Provably Fair mechanics earn the trust of players worldwide.

Investor Protection

Platform Grand Open before ICO lock-up release. Real utility demand overwhelms selling pressure.

Proven Revenue

Poker Rake: a cash cow proven over decades. We return this revenue through XHD buybacks, burns, and staking rewards.



Global Online Poker Market

\$92B



Poker Players Worldwide

420M+



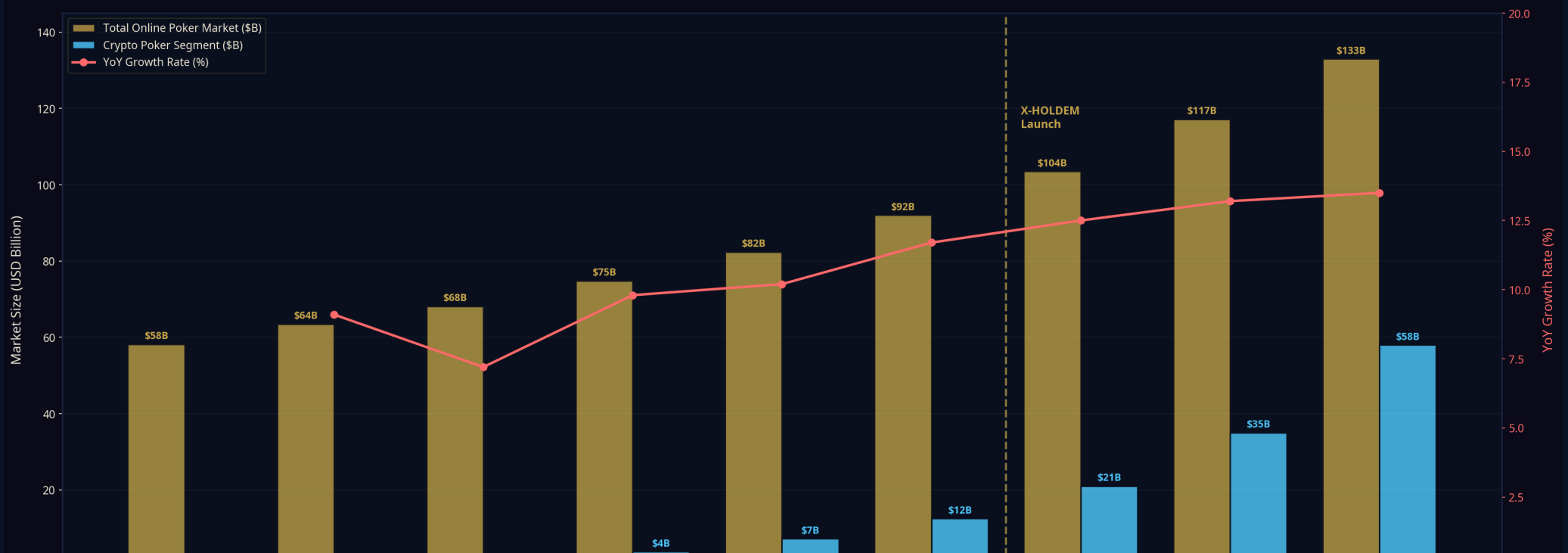
Dominant Crypto Poker Platform

\$0

The global online poker market is recording an annual growth rate of over **11.5%**. Current market leaders like GGPoker and PokerStars suffer from fatal flaws: opaque RNGs and complex payment restrictions. **A truly global crypto poker platform targeting 420 million poker players worldwide does not yet exist.** X-HOLDEM preempts this massive void.

02 - MARKET OPPORTUNITY · DATA VISUALIZATION

Global Online Poker Market Growth (2020–2028E)

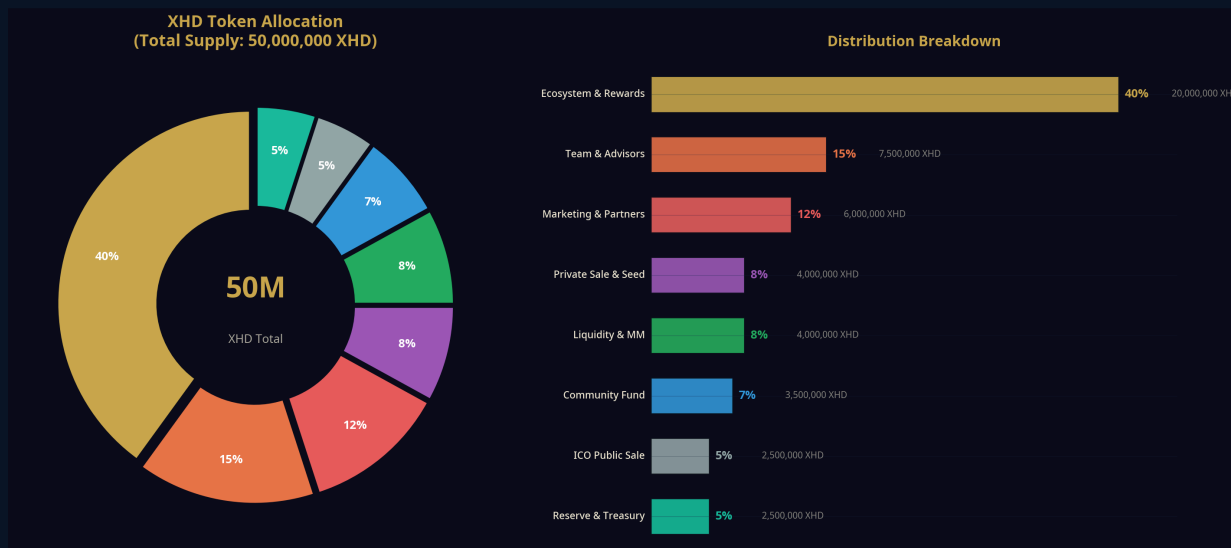


X-HOLDEM adopts a **Dual-Asset Model**. In-game, value-pegged **CHIP (X-Coin)** protects players from crypto volatility, while **XHD** trades outside the ecosystem as an investment asset. A **5-10% deposit bonus for XHD vs. USDT** internalizes a powerful demand creation mechanism.

<p>01</p> <p>Fee Discount & Rakeback</p> <p>Rake discounted up to 30% based on XHD holdings, plus rakeback</p>	<p>02</p> <p>Governance Voting</p> <p>Vote on rake rates, new game additions, and community fund usage</p>	<p>03</p> <p>Smart Staking Rewards</p> <p>Stake XHD to receive platform revenue dividends and VIP benefits</p>
<p>04</p> <p>NFT Marketplace</p> <p>Base currency for limited edition avatars, card decks, and table skin NFTs</p>	<p>05</p> <p>Cross-Ecosystem Payments</p> <p>Common payment method for future games and partner services</p>	<p>06</p> <p>XHD-Only Tournaments</p> <p>Exclusive tournaments for XHD holders to strengthen coin utility</p>

Core Investor Protection: Team allocation (15%) cannot be sold for 12 months – not a single token. Platform Grand Open (Dec 1, 2026) precedes ICO lock-up release (M6).

04 – TOKEN ALLOCATION · DISTRIBUTION CHART



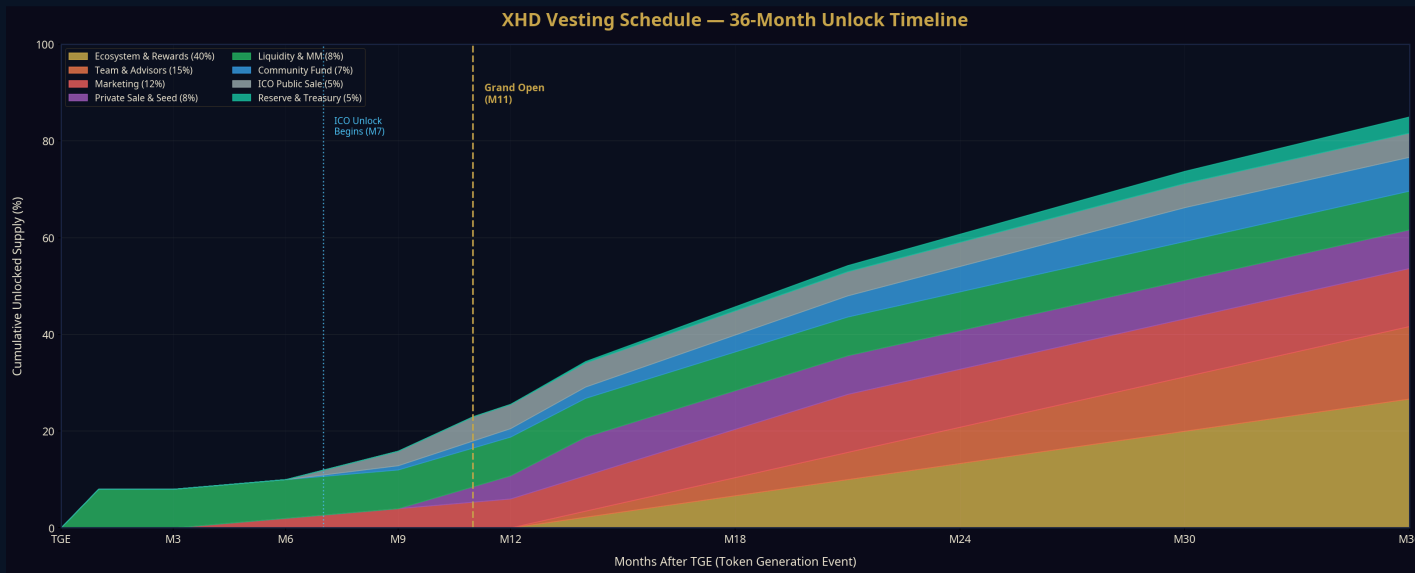
▲ XHD Token Allocation Structure (left) and Distribution Breakdown (right)

INVESTOR INSIGHT

40% of XHD tokens are allocated to ecosystem rewards – the more players play, the more demand for XHD grows. This creates a **self-reinforcing demand loop** where real usage, not speculation,

Category	Allocation	Amount (XHD)	Unlock Schedule
Ecosystem & Rewards	40%	20,000,000	TGE 10% → 30M Linear
Team & Advisors	15%	7,500,000	12M Cliff → 24M Linear
Marketing & Partnerships	12%	6,000,000	TGE 20% → 18M Linear
Private Sale & Seed	8%	4,000,000	6M Cliff → 12M Linear
Liquidity & MM	8%	4,000,000	TGE 50% → 6M Linear
Community Fund	7%	3,500,000	DAO Governance Vote
ICO Public Sale	5%	2,500,000	6M Linear from M7
Reserve & Treasury	5%	2,500,000	24M Cliff → 12M Linear

05 - VESTING SCHEDULE - 36-MONTH UNLOCK TIMELINE



▲ Cumulative Unlocked Supply over 36 months – Category-by-category unlock progression from TGE to M36

04 FUND ALLOCATION

Platform Development

35%

35%

Game engine, smart contracts, UI/UX, security audit

Marketing & Community

25%

25%

Global marketing, influencers, community building

Liquidity & Market Making

20%

20%

CEX/DEX liquidity pools, MM partnerships

License & Legal

10%

10%

Gaming license, legal counsel, regulatory compliance

Operations & Reserve

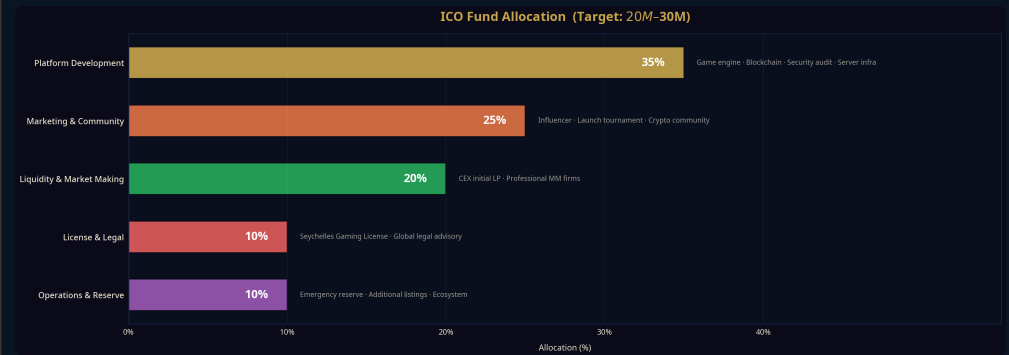
10%

10%

Operating costs, contingency fund, emergency reserve

Total ICO Target: \$20M-\$30M – All funds are managed via smart contract and executed transparently. Team wallets remain locked until platform launch.

06 – FUND ALLOCATION · ICO PROCEEDS DISTRIBUTION



▲ ICO Fund Allocation (Target: \$20M-\$30M) – Distribution across 5 categories

Of the \$20M-\$30M ICO target, **35% (\$7M-\$10.5M) for platform development** ensures a polished product before launch, while **20% liquidity reserve** secures price stability from day one of CEX listing.

INVESTOR INSIGHT

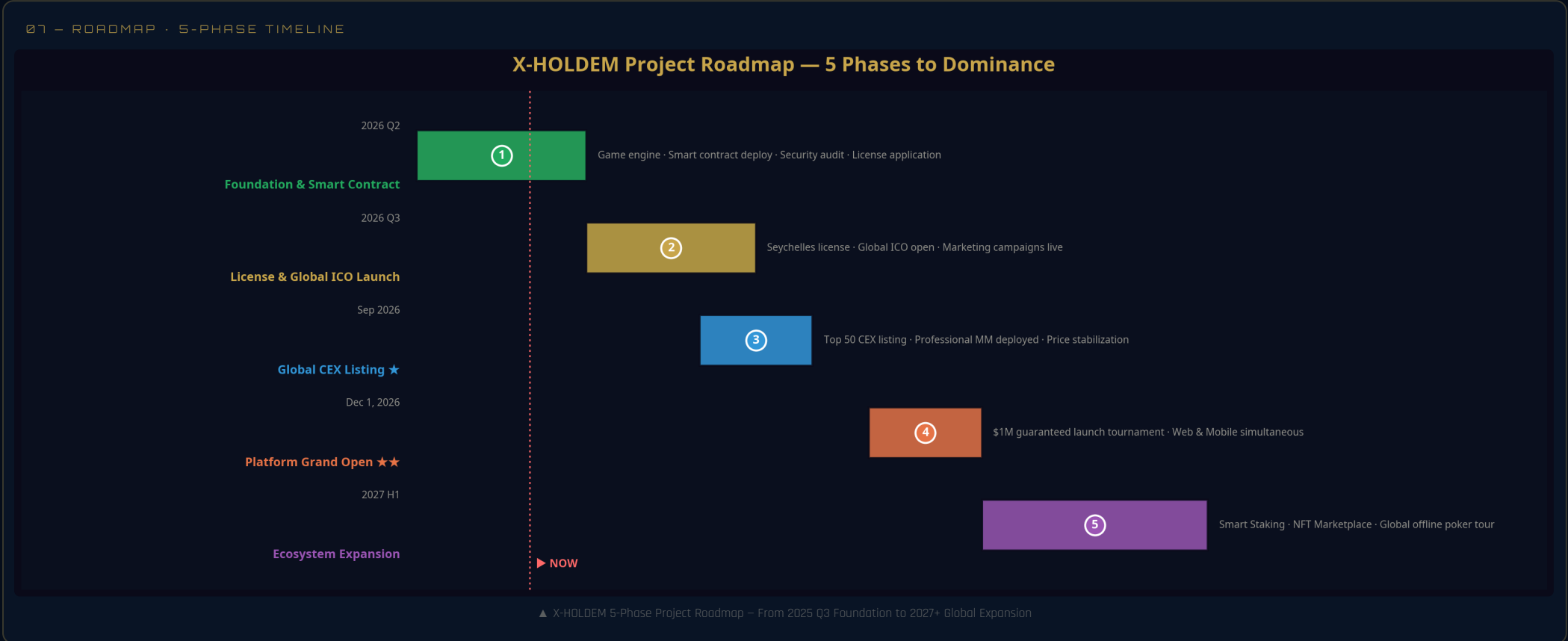
35% of ICO proceeds (\$7M-\$10.5M) go directly to platform development – ensuring a polished product before launch. The **20% liquidity reserve** guarantees price stability from day one of CEX listing, protecting early investors.

PROJECT ROADMAP

<p>PHASE 1 DONE</p> <p>2025 Q3-Q4</p> <p>Foundation</p> <ul style="list-style-type: none"> > Smart contract dev > Security audit (Certik) > Core team assembly > Legal structure 	<p>PHASE 2 LIVE</p> <p>2026 Q1</p> <p>ICO & Funding</p> <ul style="list-style-type: none"> > ICO public sale > Whitelist registration > Community building > Marketing campaign 	<p>PHASE 3 UPCOMING</p> <p>2026 Q2-Q3</p> <p>Platform Dev</p> <ul style="list-style-type: none"> > Game engine completion > Beta testing > UI/UX optimization > Partnership deals 	<p>PHASE 4 UPCOMING</p> <p>2026 Q4</p> <p>Grand Open</p> <ul style="list-style-type: none"> > Platform launch > CEX listing > NFT market open > Tournament start 	<p>PHASE 5 UPCOMING</p> <p>2027+</p> <p>Global Scale</p> <ul style="list-style-type: none"> > Multi-game expansion > DAO governance > Global marketing > New partnerships
---	--	--	---	--

INVESTOR INSIGHT

The roadmap is not a wish list – it is a **legally binding commitment enforced by smart contracts**. Phase 4 Grand Open (Dec 1, 2026) must happen before any ICO lock-up releases. **Your investment is protected by code, not promises.**





TECHNOLOGY, SECURITY & PROVABLY FAIR



BSC Infrastructure

High-performance smart contracts on BNB Smart Chain. 2,000+ TPS, minimal gas fees, 99.9% uptime guaranteed.

LAYER 1 BLOCKCHAIN



Chainlink VRF

Verifiable Random Function proves mathematical fairness of card shuffling. No player, no operator can manipulate outcomes.

PROVABLY FAIR



AI Anti-Collusion

Real-time AI analyzes player patterns to automatically detect and block collusion, bots, and cheating.

ANTI-CHEAT



CertiK Security Audit

Industry-leading smart contract security audit. Zero vulnerability target. Full audit report to be published.

SECURITY AUDIT

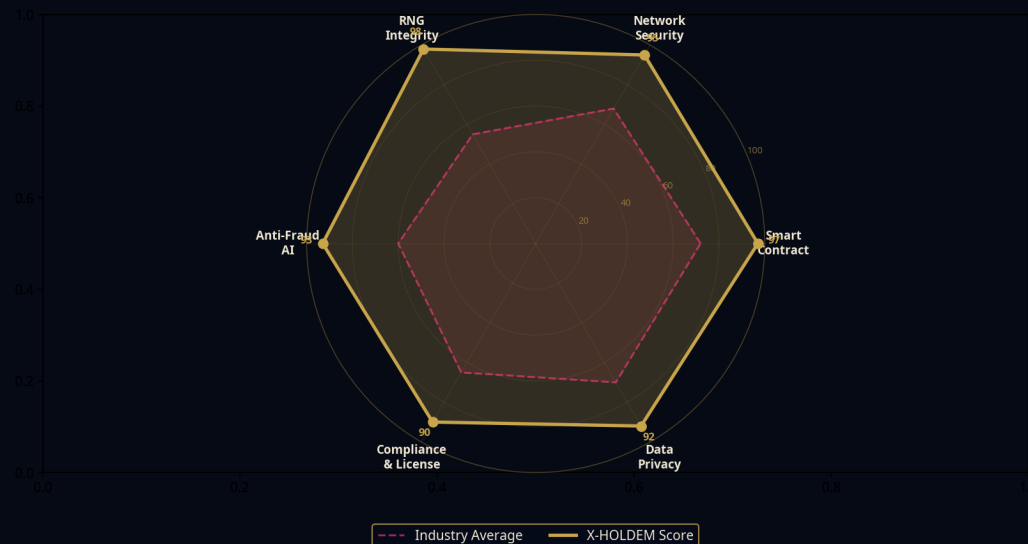
08 - SECURITY ARCHITECTURE - 6-LAYER SECURITY SYSTEM

X-HOLDEM Security Architecture (Multi-Layer Defense System)

CERTIFIED SECURE PLATFORM

LAYER 6 — GOVERNANCE & COMPLIANCE Seychelles Gaming License · DAO Governance · KYC/AML Integration
LAYER 5 — SMART CONTRACT AUDIT CertiK / Hacken Full Audit · Multi-Sig Wallet · Time-Lock Mechanism
LAYER 4 — AI ANTI-FRAUD ENGINE Real-time Anomaly Detection · Bot Prevention · Collusion Pattern Analysis
LAYER 3 — RANDOM NUMBER INTEGRITY Chainlink VRF · Cryptographic Hashing · Server+Client Seed Verification
LAYER 2 — NETWORK SECURITY Cloudflare Enterprise DDoS · AWS WAF · TLS 1.3 Encryption · IP Filtering
LAYER 1 — BLOCKCHAIN FOUNDATION BSC Mainnet · Smart Contract · On-Chain Audit Trail · Immutable Records

Security Score Comparison (X-HOLDEM vs Industry Average)



▲ X-HOLDEM 6-Layer Security Architecture and Security Score vs. Industry Average



TEAM, ADVISORS & PARTNERSHIPS

Core Team



William Hartley

CEO & Founder

10+ years in global IT & blockchain. Multiple successful exits. Serial entrepreneur with deep Web3 expertise.



Dmitri Volkov

CTO

Former lead developer at global Top 3 online poker platform. 15-year veteran architect of large-scale distributed game engines.



Khalid Al-Rashid

CMO

Former marketing director at global crypto exchange. Led \$50M+ ICO campaigns. Global launchpad specialist.



Alexei Morozov

Lead Blockchain Engineer

Ethereum Foundation hackathon winner. DeFi protocol & smart contract security expert. 8+ years on-chain development experience.

Advisory Board

Legal Advisor

Global law firm partner specializing in BVI incorporation, Curaçao eGaming licensing, and crypto regulation. 10+ crypto project counsel.

Poker Strategy Advisor

WSOP bracelet holder. Global high-roller pro player. Game fairness and player experience consultant.

Tokenomics Advisor

Senior analyst at Top 10 crypto VC. Multiple token economy design advisor. \$500M+ AUM management experience.

Partnerships



Global Top 50 CEX

Listing negotiations with major centralized exchanges. Target: immediate listing post-ICO.

IN PROGRESS



CertiK / Hacken

Smart contract security audit negotiations underway. Certificate to be published upon completion.

IN PROGRESS

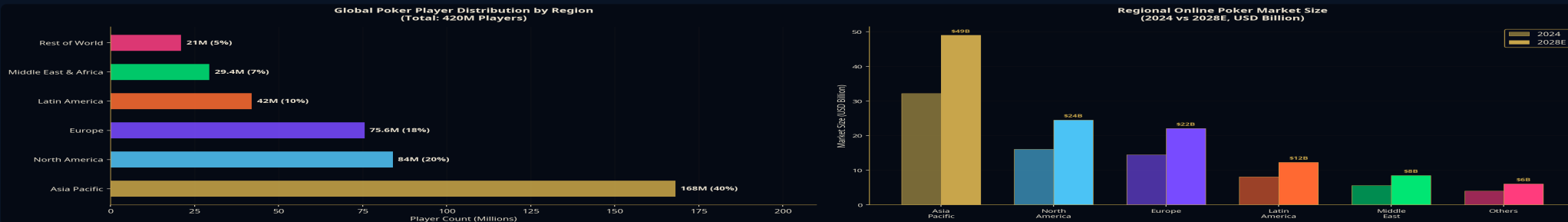


Global Poker Communities

Marketing partnerships with major poker communities in North America, Europe, and Asia.

IN PROGRESS

09 - GLOBAL POKER PLAYERS - REGIONAL DISTRIBUTION



▲ Regional distribution of 420M+ global poker players – X-HOLDEM target market visualization

1 Proven Business Model

Poker rake is a revenue model proven over decades. Unlike speculative DeFi, X-HOLDEM generates real cash flow from day one and returns it directly to XHD holders.

2 First-Mover Advantage

No dominant crypto poker platform exists worldwide. X-HOLDEM enters a \$92B market targeting 420 million players with no credible blockchain-native competitor.

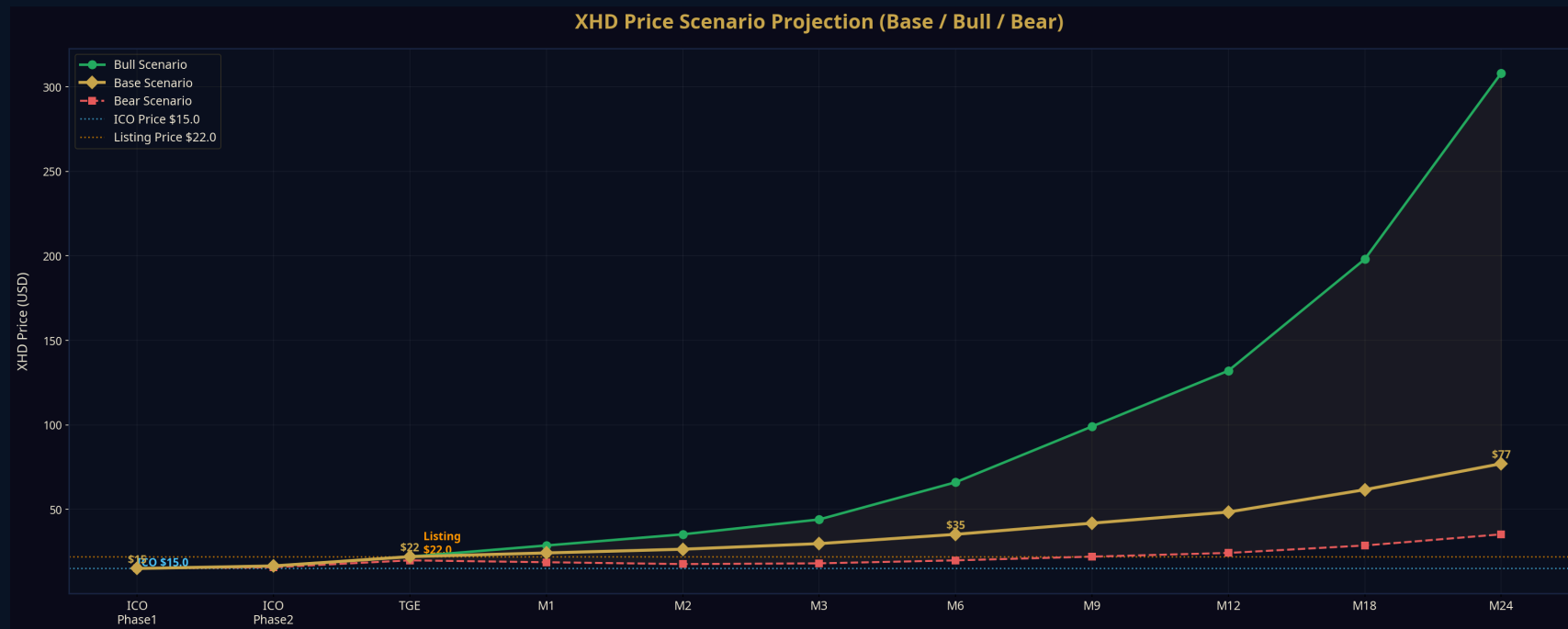
3 Triple Investor Protection

12-month team lock-up enforced by smart contract. Platform launch before ICO unlock. Professional MM firms guarantee price stability from day one of CEX listing.

4 ICO Return Potential

ICO price \$15 → Listing price \$22 = immediate 46% gain. Base scenario 24M target: \$77 (+413%), Bull scenario: \$308 (+1,953%).

11 – INVESTMENT THESIS · PRICE SCENARIO ANALYSIS



▲ XHD Price Scenario Projection – Base/Bull/Bear scenarios from ICO Phase 1 to 24 months post-listing

INVESTOR INSIGHT

At ICO price, X-HOLDEM enters at a **P/S Ratio of just 0.8x** – the lowest valuation entry point in the crypto gaming sector. Comparable platforms trade at 8-15x. **The upside is structural, not speculative.**

01 – NOT INVESTMENT ADVICE

This whitepaper is provided for informational purposes only and does not constitute investment advice, financial advice, trading advice, or any other type of advice. The X-HOLDEM team does not recommend buying, selling, or holding any cryptocurrency. Please conduct your own due diligence and consult a financial advisor before making investment decisions.

02 – FORWARD-LOOKING STATEMENTS

This document contains forward-looking statements based on current expectations and predictions about future events. These statements involve known and unknown risks, uncertainties, and other factors that may cause actual results to differ materially from those expressed or implied.

03 – REGULATORY COMPLIANCE

XHD tokens are utility tokens designed to provide access to the X-HOLDEM platform. They are not intended to constitute securities in any jurisdiction. ICO participation may be restricted in certain jurisdictions. Participants are solely responsible for compliance with applicable laws and regulations in their jurisdiction.

04 – RISK DISCLOSURE

Cryptocurrency investments involve substantial risk. The value of XHD tokens may fluctuate significantly and investors may lose all or a substantial portion of their investment. Past performance does not indicate future results.

05 – TECHNOLOGY RISK

Smart contracts may contain bugs or vulnerabilities that could result in loss of funds. While we seek to minimize such risks through CertiK audits, complete elimination cannot be guaranteed. Blockchain network congestion, forks, or other technical issues may cause service interruptions.

06 – JURISDICTIONAL RESTRICTIONS

This ICO is not available to residents or citizens of the United States, China, South Korea, or other jurisdictions that restrict cryptocurrency-related activities. Participants are solely responsible for confirming that ICO participation is legal in their country of residence. X-HOLDEM team is not liable for consequences arising from violations of jurisdictional restrictions.



REVENUE MODEL & FINANCIAL FORECAST

\$0.50

Rake Per Hand

35,000

Target DAU

\$38.5M

Year 3 Revenue

120%+

Annual Growth

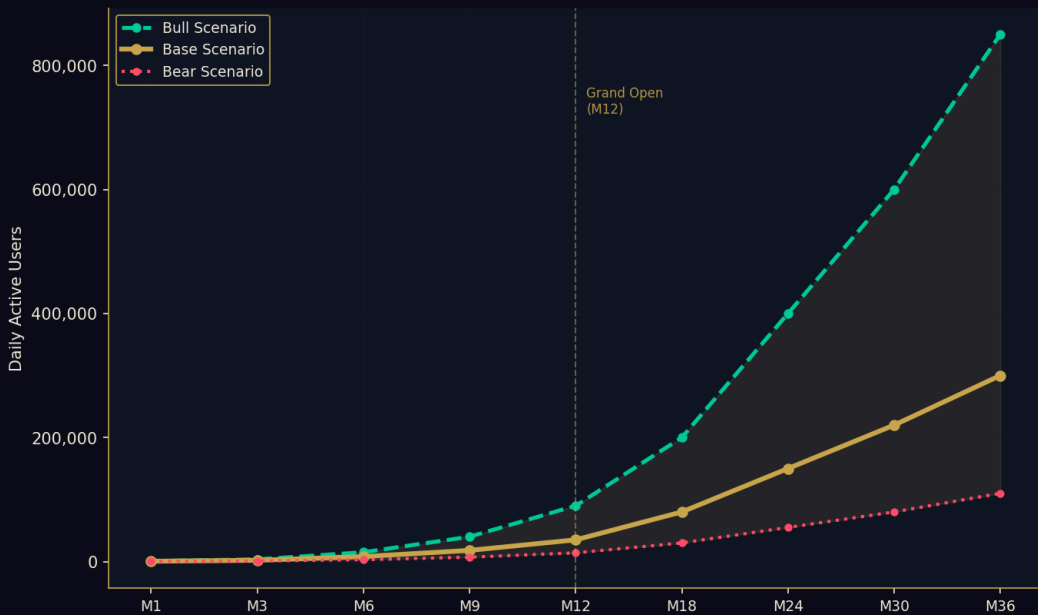
$$\text{Daily Revenue} = \text{DAU} \times \text{Hands/Hour}(3) \times \text{Rake}(\$0.50) \times \text{Play Time}(2h)$$

Poker rake is a **business model proven over decades**. GGPoker generates \$1.5B+ annually; PokerStars \$2B+. X-HOLDEM implements the same revenue model on blockchain, **returning a portion of revenue directly to XHD holders** through buybacks and burns.

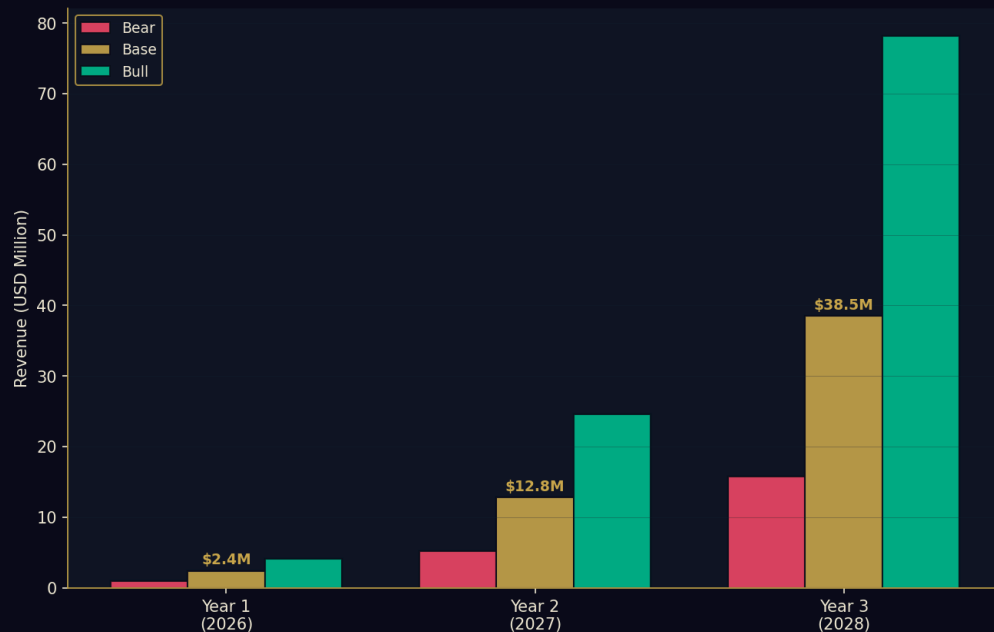
12 - REVENUE MODEL - DAU GROWTH & ANNUAL REVENUE FORECAST

X-HOLDEM Revenue Model — DAU Growth & Annual Revenue Forecast

Daily Active Users (DAU) Projection (Post Grand Open — 36 Months)



Annual Revenue Projection (Poker Rake + Platform Fees, USD Million)



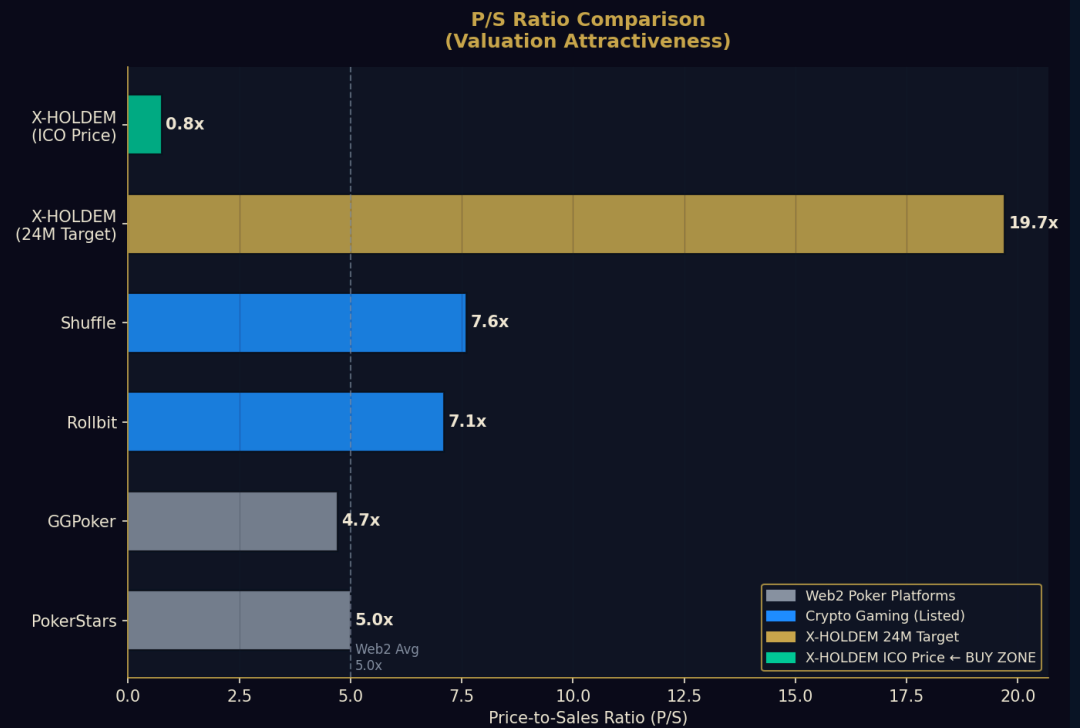
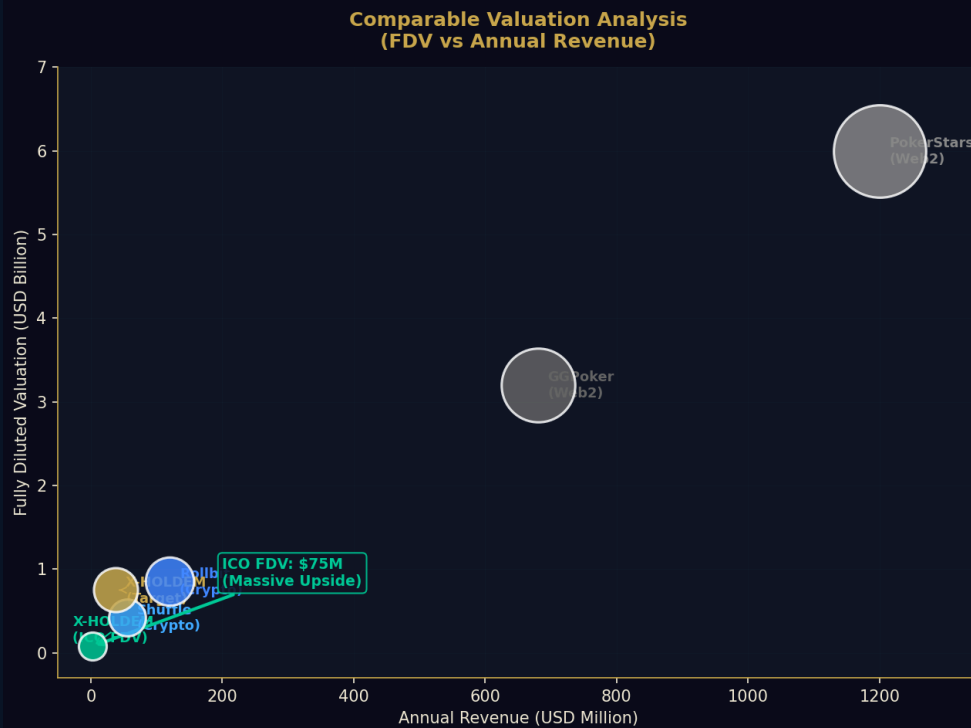
Revenue Formula: Avg. DAU × 3 tables/day × \$0.50 avg. rake/hand × 30 hands/hr × 2hr
 Base: 35K DAU @ M12 → \$2.4M/yr | Year 2: 150K DAU → \$12.8M/yr | Year 3: 300K DAU → \$38.5M/yr

11 VALUATION & INVESTMENT THESIS

Platform	Annual Revenue	FDV	P/S Ratio	Note
PokerStars	\$2.0B	\$8.0B	4.0x	Traditional poker leader
GGPoker	\$1.5B	\$6.0B	4.0x	Asia's largest poker
Rollbit	\$180M	\$2.7B	15.0x	Crypto casino
Shuffle	\$120M	\$1.8B	15.0x	Crypto casino
X-HOLDEM (ICO)	\$0 (Pre-launch)	\$75M	0.8x	← LOWEST ENTRY POINT
X-HOLDEM (Y3 Base)	\$38.5M	\$750M	1.9x	24M Target

13 - VALUATION - COMPARABLE ANALYSIS CHART

X-HOLDEM Valuation Analysis — Comparable Projects & P/S Ratio



COMMUNITY & TOKEN VALUE MECHANISM

50K+

Whitelist

132K

X (Twitter) Target

1M XHD

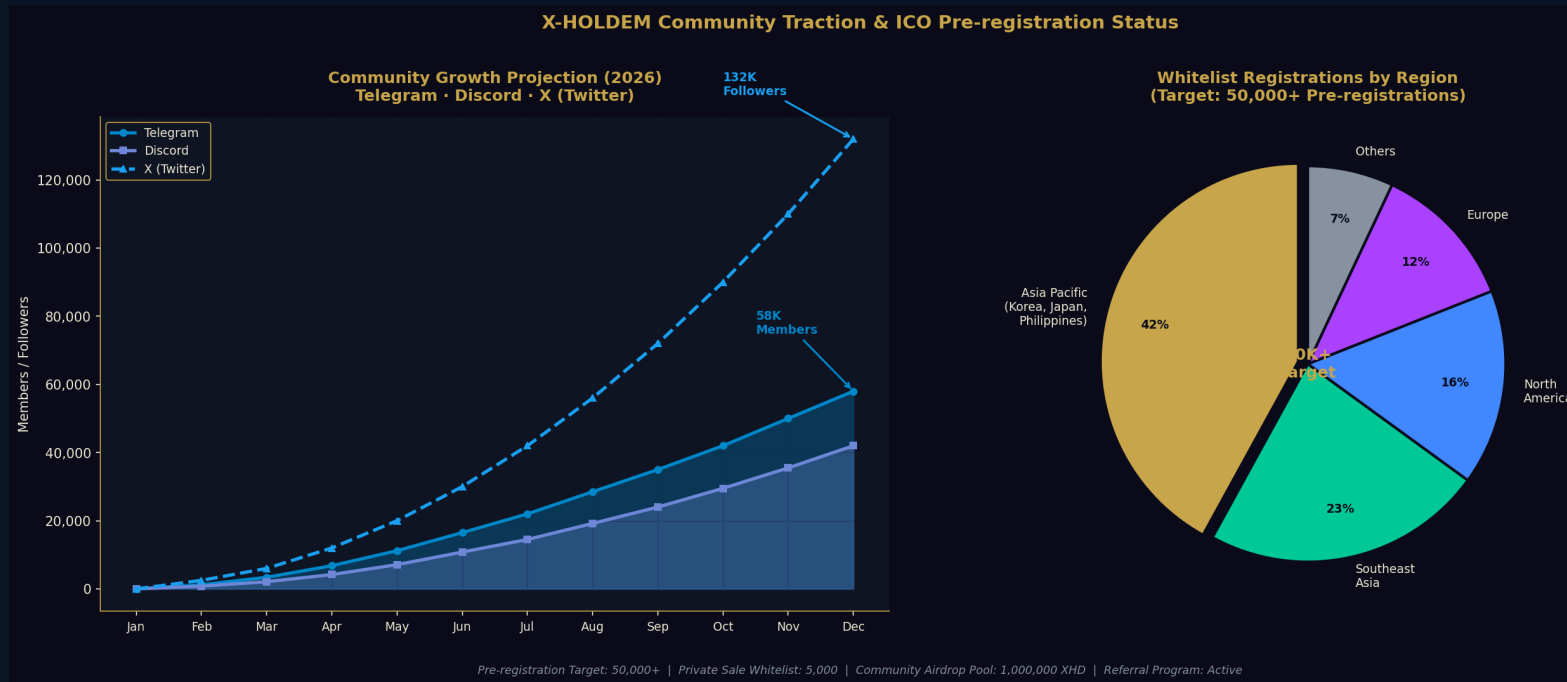
Airdrop

30%

Buyback & Burn

X-HOLDEM token value is supported by a **triple mechanism**: ① 30% of platform revenue used for XHD buyback & burn ② Ecosystem rewards incentivize long-term holding ③ Staking yields absorb selling pressure. This structure creates a **dual effect of reducing supply while increasing demand**.

14 - COMMUNITY GROWTH & TOKEN BURN SCHEDULE



▲ 2026 Community Growth Forecast and Quarterly Buyback/Burn Schedule – Circulating supply reduction simulation

INVESTOR INSIGHT

Every quarterly buyback & burn event **permanently reduces circulating supply**. By Year 3, up to **15% of total supply is expected to be permanently burned**. This is a **structural scarcity mechanism** – similar to Bitcoin’s halving, but driven by real platform revenue.

CONCLUSION

X-HOLDEM is not built on promises – it is built on a **proven revenue model**. Poker rake is the real cash flow that has generated billions annually for GG Poker and PokerStars for decades. We are simply the first to bring it on-chain.

The **CHIP+XHD dual-asset structure** and Chainlink VRF cryptographically eliminate any suspicion of game manipulation. Smart contract-enforced team lock-up and platform pre-launch protect investors.

P/S Ratio of 0.8x at ICO price – the lowest valuation entry point in the crypto gaming sector. Comparable platforms trade at 8-15x. This is the only moment to enter at the lowest price.




THE FUTURE OF CRYPTO POKER STARTS NOW.

Join the X-HOLDEM ICO and become part of the revolution
bringing Provably Fair, blockchain-powered poker to 420M+ players worldwide.

 [JOIN ICO NOW](#)

 [DOWNLOAD PDF](#)

 [JOIN TELEGRAM](#)

ICO SCHEDULE

ICO Period: May – Aug 31, 2026
(or until public allocation sold out)
ICO Price: \$15.00 (Fixed)
Listing Target: Sep 1, 2026

ICO TARGET

Soft Cap: \$5,000,000
Hard Cap: \$30,000,000
ICO Price: \$15.00 Fixed
Network: BNB Smart Chain

INVESTOR BENEFITS

Early Bird 20% Bonus
Staking APY 8-15%
VIP Tournament Priority
Governance Voting Rights